

# POND PUMPS



Multifunctional- & Indoor-Pumps p. 19



Water Feature Pumps from p. 20



Filter & Stream Pumps from p. 23



Eco Pump Control from p. 26



Solar Pumps p. 28

# POND PUMPS





# Overview Pumps

## Overview Water Feature Pumps

Jet 



Aqua Jet Premium



<b>HSP1000-00</b>	<b>HSP1600-00</b>	<b>HSP2500-00</b>	<b>HSP3000-00</b>	<b>HSP5000-00 +</b>
- Power: 1100 l/h	- Power: 1500 l/h	- Power: 2500 l/h	- Power: 3100 l/h	- Power: 4900 l/h
- 12 Watt	- 20 Watt	- 33 Watt	- 48 Watt	- 40 Watt
- Spray height bis 15 cm	- Spray height bis 30 cm	- Spray height bis 60 cm	- Spray height bis 80 cm	- Spray height bis 275 cm

<b>P1900E-00</b>	<b>P2900E-00</b>
- Power: 1900 l/h	- Power: 2900 l/h
- 25 Watt	- 40 Watt
- Spray height bis 50 cm	- Spray height bis 110 cm

## Overview Filter & Stream Pumps

Craft 



Aqua Craft Premium



<b>HFP2500-00</b>	<b>HFP3500-00</b>	<b>HFP5000-00</b>
- Power: 2200 l/h	- Power: 3300 l/h	- Power: 4900 l/h
- 25 Watt	- 40 Watt	- 40 Watt
- Delivery height ca. 1,70 m	- Delivery height ca. 2,10 m	- Delivery height ca. 4,30 m

<b>P1100E-00</b>	<b>P2100E-00</b>	<b>P3100E-00</b>
- Power: 1100 l/h	- Power: 2100 l/h	- Power: 3100 l/h
- 11 Watt	- 25 Watt	- 40 Watt
- Delivery height ca. 1,30 m	- Delivery height ca. 2,00 m	- Delivery height ca. 2,10 m

Aqua Craft Premium



<b>P4100E-00</b>	<b>P5100E-00</b>	<b>P6100E-00</b>	<b>P8100E-00</b>	<b>P10100E-00</b>	<b>P15100E-00</b>	<b>P20100E-00</b>
- Power: 3800 l/h	- Power: 4800 l/h	- Power: 6600 l/h	- Power: 8100 l/h	- Power: 12500 l/h	- Power: 15100 l/h	- Power: 18100 l/h
- 15 Watt	- 23 Watt	- 43 Watt	- 68 Watt	- 140 Watt	- 170 Watt	- 190 Watt
- Delivery height ca. 1,85 m	- Delivery height ca. 2,55 m	- Delivery height ca. 3,85 m	- Delivery height ca. 5,40 m	- Delivery height ca. 6,00 m	- Delivery height ca. 6,00 m	- Delivery height ca. 6,00 m

## ECO Pump Control

**NEW!**



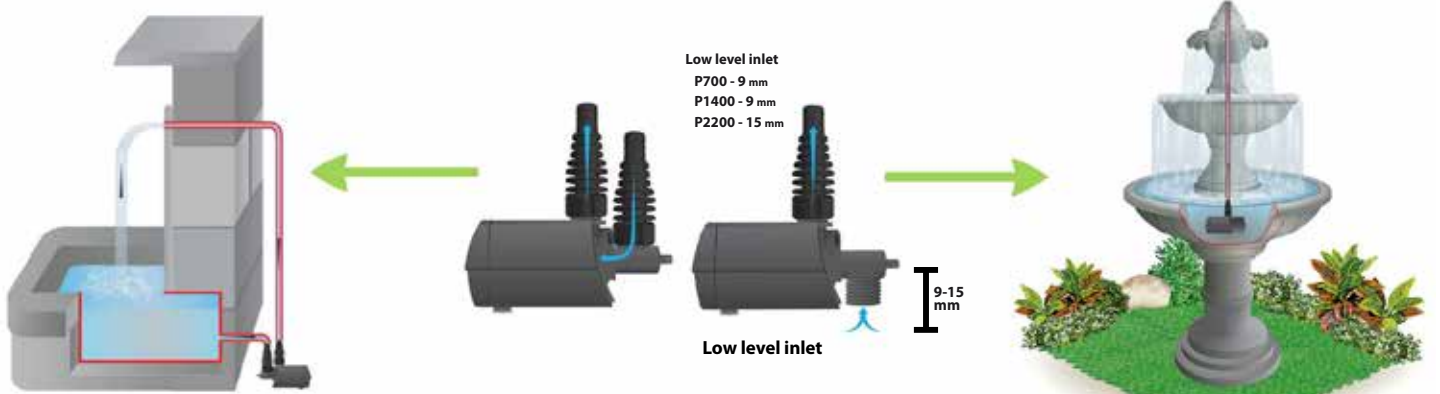
<b>P10200EPC-00</b>	<b>P20200E-00</b>
- Power: 9200 l/h	- Power: 20000 l/h
- max. 85 Watt	- max. 185 Watt
- Delivery height max. 5,00 m	- Delivery height max. 6,50 m

**NEW!**



<b>P30200EPC-00</b>
- Power: 30000 l/h
- max. 385 Watt
- Delivery height max. 9,60 m

# Multifunctional Pumps - Aqua Stark



**5**  
years  
guarantee

10 m

**UVC**  
13 W  
AC 230V  
50 Hz

**Pumpe**  
15 W  
AC 230V  
50 Hz

## Aqua Stark

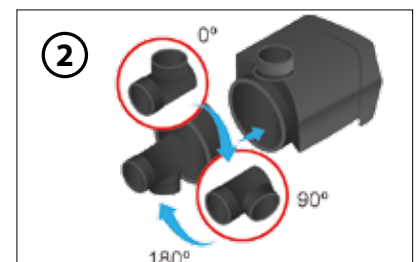
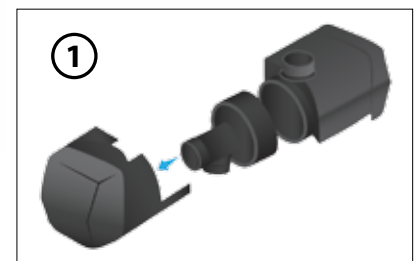
Suitable for: Water features, Pond Shells, Pond figures, Mini-source rocks, indoor fountains, Garden fountains, Patio ponds and Stone fountain sets

- Versatile, inside and outside, in water or dry-installed
- Low level inlet and extremely quiet
- Little need for space
- High performance with low consumption
- ECO synchronous motor technology
- Inflow in 90° increments aligned
- Thermal protection protect against overloading

**Tip:**  
Ideal in combination with underwater LED ring  
U509-T (e.g. with stonefountain)



TYPE	INDOOR P 700E-i	P 700E-00	P 1400E-00	P 2100E-00
Power	200 - 700 l/h	200 - 700 l/h	700 - 1400 l/h	1400 - 2100 l/h
Watt	8 W	8 W	16 W	27 W
Delivery height	ca. 1,00 m	ca. 1,00 m	ca. 1,60 m	ca. 1,80 m
L x W x H	11,5 x 6 x 5,8 cm	11,5 x 6 x 5,8 cm	13,2 x 7 x 7 cm	14,5 x 8,3 x 7,5 cm
Hose connection	1/2" - 13 mm   3/4" - 19 mm   1" - 25 mm			
Inlet	Thread 1/2"	Thread 1/2"	Thread 3/4"	Thread 3/4"
Outlet	Thread 1/2"	Thread 1/2"	Thread 3/4"	Thread 3/4"
Installation	Dry and underwater			
SU	4			
EAN				



## Pump-Sets

### Pond Pump Sets

Suitable for: Water features, Pond shells, Pond figures, Mini-fountain stones, Indoor fountains


**2**  
years  
guarantee

-20°C

INKLUSIVE

#### ALL-IN-ONE Starter-Set:

- Excellent value for money
- Inclusive 2 water features (Bell+Cascade)
- Practical telescopic riser
- Pond figure connection
- Winter safe up to -20°C



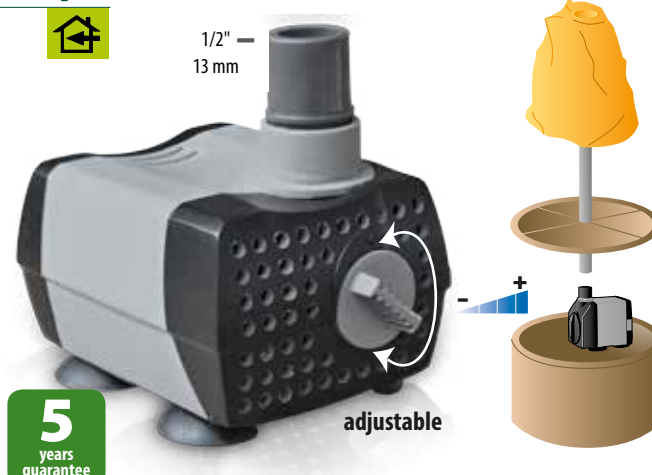
TYPE	Fountain pump OUTDOOR - HSP 600-00	Fountain pump INDOOR - HSP 600-i
Power	600 l/h	600 l/h
Watt	8 W	8 W
Delivery height	ca. 1,10 m	ca. 1,10 m
Spray height	40 cm	40 cm
L x W x H	10 x 6,5 x 6,5 cm	10 x 6,5 x 6,5 cm
Cable length	10 m	3 m
VE	6	6
EAN	 4 006873 301530	 4 006873 301561

### Indoor submersible pump

Ideal for indoor fountain



TYPE	P 300-i INDOOR
Power	100 - 320 l/h
Watt	3,6 W
Delivery height	65 cm
L x W x H	5,8 x 4,5 x 5,5 cm
Cable length	1,5 m
VE	12
EAN	 4 006873 261124







## Jet eco

Suitable for: Water features, stone fountains and pond

**3**  
years  
guarantee




### HSP1000-00 - HSP3000-00 Incl. 3 water features



**spray height**  
HSP1000: ø 10cm  
HSP1600: ø 20cm  
HSP2500: ø 30cm  
HSP3000: ø 40cm

**spray height**  
HSP1000: ø 8cm / h: 15cm  
HSP1600: ø 15cm / h: 30cm  
HSP2500: ø 30cm / h: 60cm  
HSP3000: ø 60cm / h: 80cm

**spray height**  
HSP1000: ø 15cm  
HSP1600: ø 20cm  
HSP2500: ø 30cm  
HSP3000: ø 40cm




### HSP 5000-00 Plus Incl. 2 water features




TYPE	HSP 1000-00	HSP 1600-00	HSP 2500-00	HSP 3000-00	HSP 5000-00 Plus
Power	1.100 l/h	1.500 l/h	2.500 l/h	3.100 l/h	4.900 l/h
Watt	12 W	20 W	33 W	48 W	40 W
Delivery height	ca. 1,30 m	ca. 1,80 m	ca. 2,00 m	ca. 2,20 m	ca. 4,30 m
Spray height	up to 15 cm	up to 30 cm	up to 60 cm	up to 80 cm	up to 275 cm
L x W x H	17,5 x 16 x 11 cm	17,5 x 16 x 11 cm	17,5 x 16 x 11 cm	17,5 x 16 x 11 cm	21 x 19 x 13 cm
Hose connection	1/2" - 13 mm   3/4" - 19 mm   1" - 25 mm				3/4" - 19 mm
Inlet	thread 3/4"	Thread 3/4"	Thread 1"	Thread 1"	Thread 1"
Outlet	thread 3/4"	Thread 3/4"	Thread 3/4"	Thread 3/4"	Thread 1"
VE	4	4	4	4	4
EAN					

**Improved Technology**



# Water Feature Pumps



## Aqua Jet PREMIUM eco

**5**  
years  
guarantee



Suitable for: Water features, pond pumps, stone fountains and pond figures

**Tip:**  
Pipe system can be extended with stick on system: [www.heissner.de](http://www.heissner.de)






red dot design award  
winner 2010

4-piese riser  
20-48 cm

3/4" - 19 mm



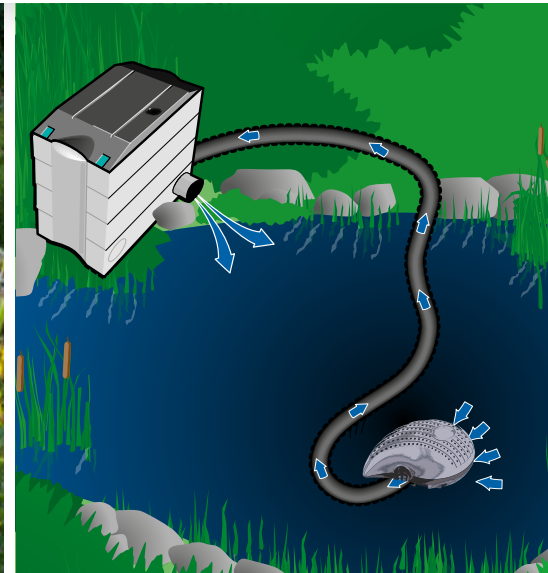
TYPE	P 1900E-00	P 2900E-00
Power	1.900 l/h	2.900 l/h
Watt	25W	40W
Delivery height	ca. 1,70 m	ca. 2,10 m
L x W x H	31 x 19 x 11 cm	31 x 19 x 11 cm
Hose connection	3/4" - 19 mm	3/4" - 19 mm
Inlet	Thread 1"	Thread 1"
Outlet	Thread 3/4"	Thread 3/4"
SU	2	2
EAN		

 <b>BELL</b>	P 1900E-00 ø 40 cm	P 2900E-00 ø 55 cm
 <b>CASCADE</b>	P 1900E-00 ø 60 cm H: 50 cm	P 2900E-00 ø 140 cm H: 110 cm
 <b>FOAM SOURCE</b>	P 1900E-00 H: 18 cm	P 2900E-00 H: 25 cm



Cross-section Aqua Jet  
eco-Pumpen





**Craft eco**

Suitable for: stone fountains, streams and filter systems

**3**  
years guarantee

10 m

-20° C

**Solid handling up to 4 mm**



- 1" - 25 mm —
- 3/4" - 19 mm —
- 1/2" - 13 mm —

**YouTube-VIDEO**

HEISSNER

**Including universal hose connection**

**Dirt outlet up to 4 mm dirt size**

**IMPROVED TECHNOLOGY**

**Easy to open**

TYPE	Craft <b>eco</b> HFP 2500-00	Craft <b>eco</b> HFP 3500-00	Craft <b>eco</b> PLUS HFP 5000-00
Power	2.200 l/h	3.300 l/h	4.900 l/h
Watt	25 W	40 W	40 W
Delivery height	ca. 1,70 m	ca. 2,10 m	ca. 4,30 m
Dirt Outlet	up to 4 mm	up to 4 mm	up to 4 mm
L x W x H	23 x 16 x 9 cm	23 x 16 x 9 cm	26 x 18 x 11 cm
Hose connection	1/2" - 13 mm   3/4" - 19 mm   1" - 25 mm		
Saugseite	Thread 1"	Thread 1"	Thread 1"
Druckseite	Thread 3/4"	Thread 3/4"	Thread 1"
SU	4	4	4
EAN	4 006873 402282	4 006873 402275	4 006873 403241

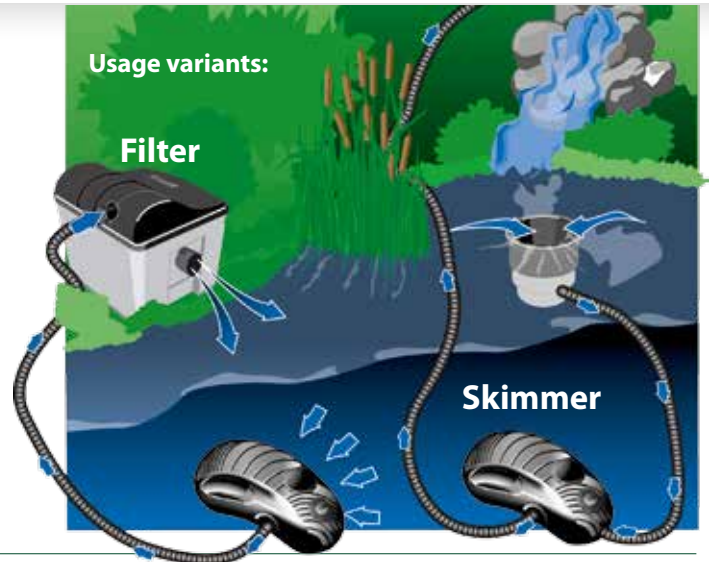
**Web-Tip:**

Calculate your right pump online! With the HEISSNER stream Calculator on [www.heissner.de](http://www.heissner.de)

# Filter & Stream Pump

## Aqua Craft PREMIUM eco

- Universal application, for the use inside and outside the water
- Energy saving motor technology
- Powerful & efficient

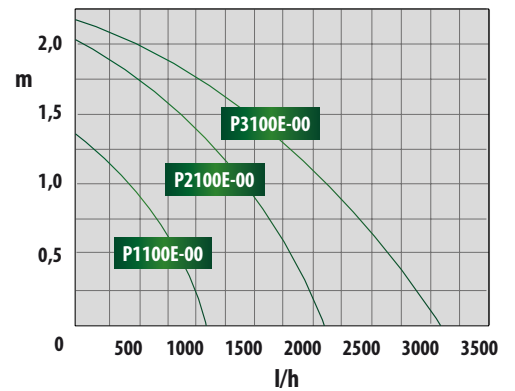


Suitable for: Stone fountains, streams and filter systems

P2100E-00 / P3100E-00



- 1" - 25 mm
- 3/4" - 19 mm
- 1/2" - 13 mm

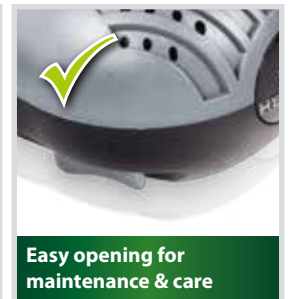



Stream- and Waterfall height	Stream- and Waterfall width					
	400	15000	15000	15000	20000	20000
350	11000	11000	15000	15000	20000	20000
300	8800	8800	11000	11000	15000	15000
250	6600	8800	8800	8800	11000	11000
200	6600	6600	8800	8800	8800	11000
150	6600	6600	6600	8800	8800	8800
100	4400	6600	6600	8800	8800	8800
50	3300	3300	4400	6600	6600	8800
cm	20	30	40	50	60	70

### Specifications

SU: 1

TYPE	P1100E-00	P2100E-00	P3100E-00
Power	1.100 l/h	2.100 l/h	3.100 l/h
Watt	11 W	25 W	40 W
Delivery height	ca. 1,30 m	ca. 2,00 m	ca. 2,10 m
L x W x H	31 x 19 x 11 cm	31 x 19 x 11 cm	31 x 19 x 11 cm
Hose connection	1/2" - 13 mm 3/4" - 19 mm	1/2" - 13 mm 3/4" - 19 mm 1" - 25 mm	1/2" - 13 mm 3/4" - 19 mm 1" - 25 mm
Inlet	Thread 1"	Thread 1"	Thread 1"
Outlet	Thread 1/2"	Thread 3/4"	Thread 3/4"
Installation	Dry and underwater		
EAN			

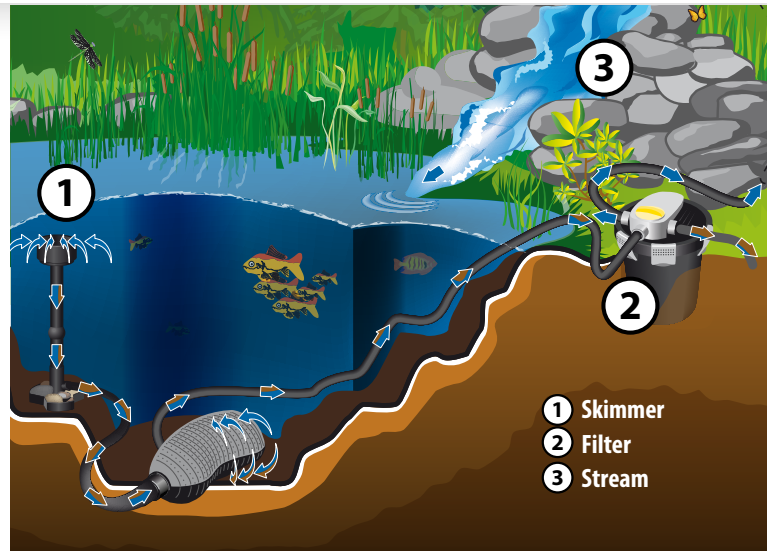




# Filter & Stream Pump

## Aqua Craft PREMIUM eco

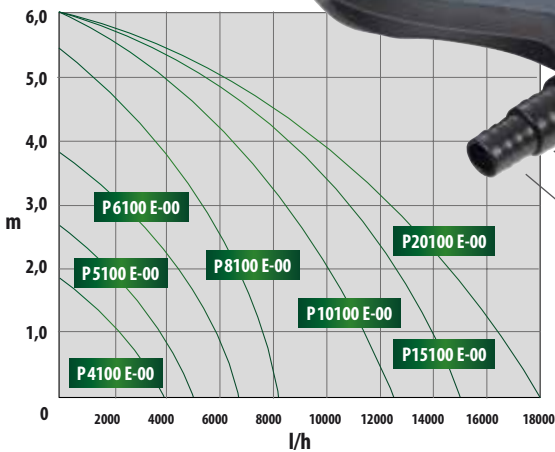
- Universal application, for the use inside and outside the water
- Energy saving motor technology
- Powerful & efficient



Suitable for: Stone fountains, streams and filter systems



Solid handling up to 10 mm



Incl. 2 Hose connections



Skimmer connection - Dry installation



Includes skimmer connection



Robust housing for longer life

### Specifications SU: 1

TYPE	P4100E-00	P5100E-00	P6100E-00	P8100E-00	P10100E-00	P15100E-00	P20100E-00	Aqua Craft P 9100E-NV
Power	3.800 l/h	4.800 l/h	6.600 l/h	8.100 l/h	12.500 l/h	15.100 l/h	18.000 l/h	9300 l/h
Watt	15 W	23 W	43 W	68 W	140 W	170 W	190 W	90 W
Delivery height	ca. 1,85 m	ca. 2,55 m	ca. 3,85 m	ca. 5,40 m	ca. 6,00 m	ca. 6,00 m	ca. 6,00 m	ca. 4,10 m
L x W x H	42 x 24 x 15 cm							
Hose connection	3/4" - 19 mm   1" - 25 mm   1 1/4" - 32 mm   1 1/2" - 38 mm							
Installation	Dry and underwater							
Inlet	Thread 1 1/2"							Thread 2"
Outlet	Thread 1 1/2"					Thread 2"		Thread 1 1/2"
EAN	4006873304289	4006873416456	4006873304296	4006873304302	4006873304319	4006873304326	4006873304333	4006873415312

Trafo: 12 V / 145 VA

# Waterfall / Stream Pump **NEW!**

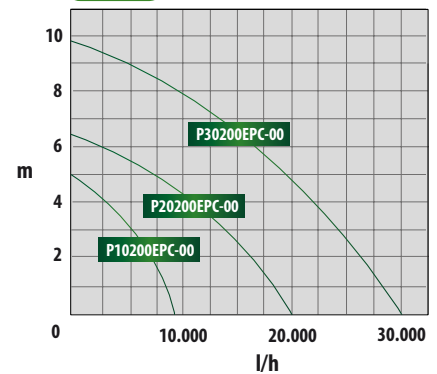


## Eco Pump Control

### Adjustable, energy-efficient pumps for filters and streams

The pumps in the ECO PUMP CONTROL range can be controlled via an external control unit (included in delivery). This is particularly useful during colder seasons, for example, when there is less need for circulation and therefore energy can be saved. In connection with filter systems with backwashing, the power for the cleaning process can be increased and the cleaning can be performed more efficiently. The output of impressive waterfalls can be controlled more precisely. Therefore, it is recommended that you choose pumps that have sufficient overcapacity so that performance can be adjusted either upwards or downwards depending on the event and purpose.

- Controllable filter and stream pumps
- Can be restricted from 100% to 30%
- 75% saving in energy with 50% output!
- Digital display of consumption (W) and performance level (%)
- With a pause button which can be used when feeding fish, for example



**Control unit**  
17 x 11 x 8 cm



TYPE	P10200EPC-00	P20200EPC-00	P30200EPC-00
Power	max. 85 W	max. 185 W	max. 385 W
Flow rate	9200 l/h	20.000 l/h	30.000 l/h
Delivery height	max. 5 m	max. 6,50m	max. 9,60 m
L x W x H	29 x 15 x 13 cm	36 x 19 x 16 cm	44 x 20 x 17 cm
SU	1	1	1
EAN	4 006873 423874	4 006873 423881	4 006873 423898



# Pump Capacity Table



## Pump Capacity Table

Pump Capacity (litres per hour) for corresponding height

HIGHT M	Water Feature Pump							Multifunctional Pumps				
	HSP600	HSP1000	HSP1600	HSP2500	HSP3000	HSP5000	P1900E	P2900E	P700E	P1400E	P2200E	
8,5												
8,0												
7,5												
7,0												
6,5												
6,0												
5,5												
5,0												
4,5												
4,0							400					
3,5							950					
3,0							1500					
2,5							2100					
2,0					450	2650		400				
1,5			290	800	1300	3200	600	1200		200	300	
1,0	200	260	590	1500	2000	3800	1200	2000		600	900	
0,5	400	740	960	2050	2600	4300	1600	2700	350	1000	1500	
0	600	1100	1500	2500	3100	4900	1900	2900	700	1400	2100	
Type	HSP600	HSP1000	HSP1600	HSP2500	HSP3000	HSP5000	P1900E	P2900E	P700E	P1400E	P2200E	
l/h	600	1100	1500	2500	3100	4900	1900	2900	700	1400	2100	
Delivery height	1,10 m	1,30 m	1,80 m	2,00 m	2,20 m	4,30 m	1,70 m	2,10 m	1,00 m	1,60 m	1,80 m	
Watt-Power	8 W	12 W	20 W	33 W	48 W	40 W	25 W	40 W	8 W	16 W	27 W	
Cable	10 m	10 m	10 m	10 m	10 m	10 m	10 m	10 m	10 m	10 m	10 m	
ECO PLUS						●						
Pump family	Smartline Jet	Smartline Jet	Smartline Jet	Smartline Jet	Smartline Jet	Smartline Jet	Aqua Jet Premium	Aqua Jet Premium	Aqua Stark	Aqua Stark	Aqua Stark	
Garanty	2 Years	3 Years	3 Years	3 Years	3 Years	3 Years	5 Years	5 Years	5 Years	5 Years	5 Years	

# SOLAR-Water Feature Pumps



## SOLAR-Pump-Set incl. LED 750 l/h

- 2 Jahre**  
Garantie
- 2,0 m**
- INKLUSIVE ZUBEHÖR**

Size: 40 x 26 x 2,5 cm (HxBxT)  
 ▪ Crystalline solar module  
 ▪ Battery 12V / 7Ah

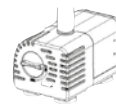


**17,5 v**      **max. 12 Watt**

LED-Ring und Akku →



incl. 2 water feature assemblies - with LED & Battery



- Water fixtures powered by solar energy
- Low-wear, brushless drive with dry-run protection


- 12-24 V**  
3-12 W
- 750 l/h**
- 5 m**
- 2,0 m**

SP 760-L	
Power	ca. 750 l/h
Solar-Panel	ca. 17,5 W / 12 V
Delivery height	ca. 2,00 m
L x W x H	10 x 7 x 6 cm
Cable length	5 m
SU	1
EAN	4 006873 414728

## SOLAR-Pump-Set 1300 l/h

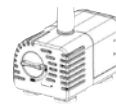
- 2 Jahre**  
Garantie
- 1,90 m**
- INKLUSIVE ZUBEHÖR**

▪ Crystalline solar module



**17,28 v**      **max. 20 Watt**

incl. 2 water feature assemblies - with LED & Battery



- Water fixtures powered by solar energy
- Low-wear, brushless drive with dry-run protection

- 12-24 Volt**
- 1300 l/h**
- 5 m**
- 1,9 m**

SP 1000-00	
Power	ca. 1300 l/h
Solar-Panel	17 V / 20 W
Watt	(12 V) 5 W - (24 V) 22 W
Delivery height	(17V) ca. 1,90 m
Spray height	(17V) bis 60 cm
L x W x H	12,3 x 8 x 10 cm
Hose connection	13 / 19 / 25 mm
SU	1
EAN	4 006873 397922

For water features, stone fountains and small streams






# SOLAR-Water Feature Pumps

## SOLAR-Pump-Set

610 l/h

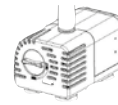


Size: 40 x 26 x 2,5 cm (HxBxT)  
 • Crystalline solar module



17,5 v

max. 10 Watt



- Water fixtures powered by solar energy
- Low-wear, brushless drive with dry-run protection

12-24,5 Volt

610 l/h

5 m

1,7 m

SP 610-00	
Power	ca. 610 l/h
Solar-Panel	ca. 10W / 17,5V
Delivery height	ca. 1,70 m
L x W x H	10 x 7 x 6 cm
Cable length	5 m
SU	4
EAN	4 006873 394235

## Floating SOLAR-Island

150 l/h



SPF 150-00	
Power	ca. 150l/h
Solar-Panel	ca. 1,3 W / 6V
Delivery height	ca. 30 cm
L x W x H	29 x 6 cm
SU	6
EAI	4 006873 398486


## OUTDOOR SOLAR-Pond aerator

120 l/h



ST 200-00	
For ponds	up to 4.000 Liter
Power	max. 120l/h at 1,5 m water depth
Solar-Panel	ca. 7,68 V
Max. Power	> 450 mm Hg
L x W x H	11 x 4,5 x 5,5 cm
Cable length	3 m
SU	1
EAN	4 006873 397861

2m hose, spikes & airstone



## Pump Capacity Table

Pump Capacity (litres per hour) for corresponding height

HIGHT M	Filter & Stream Pumps																
	HFP2500	HFP3500	HFP5000	P1100E	P2100E	P3100E	P4100E	P5100E	P6100E	P8100E	P10100E	P15100E	P20100E	P10200 EPC-00	P20200 EPC-00	P30200 EPC-00	
8,5																	3650
8,0																	5200
7,5																	6750
7,0																	8300
6,5																500	9850
6,0																2000	11400
5,5											800	900	700			3500	12950
5,0										600	1900	2200	2300	200	5000	14500	
4,5										1350	3000	3500	3800	1100	6500	16050	
4,0			400							2100	4000	4800	5400	2000	8000	17600	
3,5			950							2850	5100	6100	7000	2900	9500	19150	
3,0			1500					400		3600	6100	7400	8600	3800	11000	20700	
2,5			2100					180	1100	4350	7200	8600	10100	4700	12500	22250	
2,0		400	2650			400		1100	1800	5100	8200	9900	11700	5600	14000	23800	
1,5	500	1200	3200		600	1200	800	2000	2700	5850	9300	11200	13300	6500	15500	25350	
1,0	1100	2000	3800	400	1200	2000	1800	3000	3800	6600	10400	12500	14900	7400	17000	26900	
0,5	1600	2700	4300	800	1600	2700	2800	3900	4900	7350	11400	13800	16400	8300	18500	28450	
0	2200	3300	4900	1100	2100	3100	3800	4800	6600	8100	12500	15100	18000	9200	20000	30000	
Type	HFP2500	HFP3500	HFP5000	P1100E	P2100E	P3100E	P4100E	P5100E	P6100E	P8100E	P10100E	P15100E	P20100E	P10200 EPC-00	P20200 EPC-00	P30200 EPC-00	
l/h	2200	3300	4900	1100	2100	3100	3800	4800	6600	8100	12500	15100	18000	9200	20000	30000	
Deliveryheight	1,70 m	2,10 m	4,30 m	1,30 m	2,00 m	2,10 m	1,85 m	2,55m	3,85 m	5,40 m	6,00 m	6,00 m	6,00 m	5,00 m	6,50 m	9,60 m	
Watt-Power	25 W	40 W	40 W	11 W	25 W	40 W	15 W	23 W	43 W	68 W	140 W	170 W	190 W	85 W	185 W	385 W	
Cable	10 m	10 m	10 m	10 m	10 m	10 m	10 m	10 m	10 m	10 m	10 m	10 m	10 m	10 m	10 m	10 m	
ECO PLUS			●				●	●	●	●	●	●	●				
Pump family	Smartline Craft	Smartline Craft	Smartline Craft	Aqua Craft Premium	Aqua Craft Premium	Aqua Craft Premium	Aqua Craft Premium	Aqua Craft Premium	Aqua Craft Premium	Aqua Craft Premium	Aqua Craft Premium	Aqua Craft Premium	Aqua Craft Premium	ECO Pump Control	ECO Pump Control	ECO Pump Control	
Garanty	3 Years	3 Years	3 Years	5 Years	5 Years	5 Years	5 Years	5 Years	5 Years	5 Years	5 Years	5 Years	5 Years	5 Years	5 Years	5 Years	